

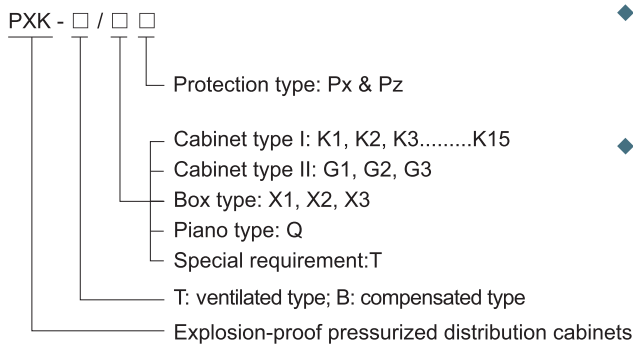
Pressurized Products

PXK Series Explosion-proof Pressurized Distribution Cabinets



- ◆ Explosion protection to
 - CENELEC
 - IEC
- ◆ Can be used in
 - Zone 1 and Zone 2
 - Zone 21 and Zone 22
- ◆ Explosion-proof types IIB, IIC.
- ◆ Available in types G, X, Q, T, K.
- ◆ The product consists of main cavity and auxiliary cavity. The main cavity is of pressurized cavity, with electrical components that users need and pressure check sensor system, ventilation air distribution system, and air conditioning system, etc.; the auxiliary cavity is installed with explosion-proof ventilation auto-control system, explosion-proof power auto-off system, explosion-proof alarm system, explosion-proof pressure display system, and air in/out connector; the auxiliary cavity with auto-air supply is equipped with explosion-proof air supply device.
- ◆ Cabinet type product adopts GGD frame; the main cavity and auxiliary cavity are of left and right structure; cable channel is of horizontal installation type; bottom inlet, front operation and back overhauling.
- ◆ Box type product adopts high quality steel plate welding structure; the main cavity and auxiliary cavity are of up and down structure; wall type installation; bottom inlet, front operation and back overhauling.
- ◆ The back doors of cabinet type and piano type are of rapid opening device, convenient for user to install and overhaul.

■ Catalogue number logic



Ex pz IIC



Ex px IIB



Ex px IIC



Zones 1&2; 21&22

Pressurized Products

PXK Series Explosion-proof Pressurized Distribution Cabinets

Technical data

Explosion-proof pressurized distribution cabinets (Ex pz IIC) PXK-□/□□

Explosion protection	 II 3 G Ex pz IIC T5 Gc  II 3 D Ex pD IIIC T95°C Dc IP66
Gas explosion protection	
Dust explosion protection	
Certificates	EPT 15 ATEX 0187; IECEx (applied for)
Conformity to standards	EN 60079-0, EN 60079-2, EN 61241-4 IEC 60079-0, IEC 60079-2, IEC 61241-4
Positive pressure value	200Pa~800Pa(0.002bar~0.008bar)
Air source	0.2MPa~0.8MPa (2bar~8bar)
Rated voltage	Max 690V AC / 500V DC
Rated current	Max 630A
Enclosure material	Stainless steel or powder coated carbon steel
Degree of protection	IP66
Ambient temperature	-10°C~+55°C

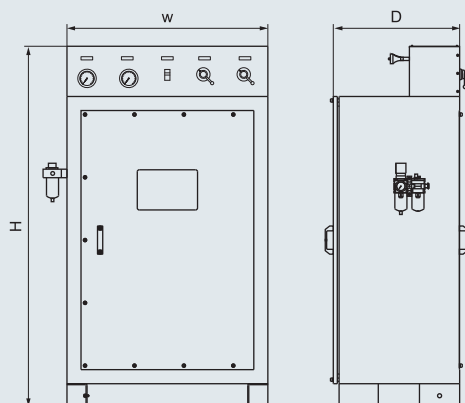
Selection table

Type	Outline W×H×D (mm)	Main cavity W×H×D (mm)	Auxiliary cavity W×H×D (mm)	Effective dimension of main cavity operation panel W×H (mm)	Installation (mm)	Enclosure weight (kg)
K1	680 x 1400 x 385	680 x 1000 x 300	680 x 280 x 345	400 x 700	920 x 679	30.00
K2	880 x 1400 x 385	880 x 1000 x 300	880 x 280 x 345	580 x 700	800 x 180	40.00
K3	1000 x 1400 x 440	1000 x 1000 x 400	1000 x 280 x 345	700 x 700	920 x 280	50.00
K4	1000 x 1400 x 650	1000 x 1000 x 600	1000 x 280 x 345	700 x 700	920 x 459	60.00
K5	1000 x 1400 x 870	1000 x 1000 x 600	1000 x 280 x 345	700 x 700	920 x 679	70.00
K6	1000 x 1680 x 440	1000 x 1280 x 600	1000 x 280 x 345	700 x 980	920 x 280	60.00
K7	1000 x 1680 x 650	1000 x 1280 x 850	1000 x 280 x 345	700 x 980	920 x 459	75.00
K8	1000 x 1680 x 870	1000 x 1280 x 1000	1000 x 280 x 345	700 x 980	920 x 679	90.00
K9	1000 x 1830 x 440	1000 x 1430 x 1115	1000 x 280 x 345	700 x 1130	920 x 280	70.00
K10	1000 x 1830 x 650	1000 x 1430 x 1260	1000 x 280 x 345	700 x 1130	920 x 459	90.00
K11	1000 x 1830 x 780	1000 x 1430 x 1450	1000 x 280 x 345	700 x 1130	920 x 679	105.00
K12	1200 x 1920 x 870	1200 x 1800 x 1450	700 x 300 x 250	900 x 1500	1120 x 679	130.00
K13	1000 x 1920 x 870	1000 x 1800 x 1450	700 x 300 x 250	700 x 1500	920 x 679	110.00
K14	1200 x 2350 x 870	1200 x 2200 x 1450	700 x 300 x 250	900 x 1900	1120 x 679	150.00
K15	1000 x 2350 x 870	1000 x 2200 x 1450	700 x 300 x 250	700 x 1900	920 x 679	140.00



Dimension drawings

(all dimensions in mm) - subject to alteration



Pz series pressurized cabinets

◆ It is a pressurized explosion-proof cabinet designed for Zone 2; compared with Px series, Pz series leave out the safety device that checks ventilation time, and only marks the ventilation time; it is operated according to requirement before energizing of main cavity by user; when air pressure is lower than 100Pa, the auto-control system automatically alarms (audio and visual); opens air inflow and automatically adjusts inner air; when air inflow successes, it recovers to normal; if not, the air pressure decreases to 60Pa; the system does not automatically de-energize, but continues to alarm.

Ordering information

- ◆ Please specify the product type when ordering according to Catalogue Number Logic;
- ◆ Users should provide electrical system drawing, control schematic diagram, brand of inner components, layout drawing of panel components, cable size of inlet/outlet and quantity, etc..