

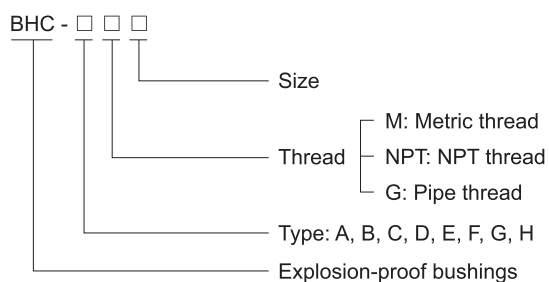
Accessories for Installation

BHC Series Explosion-proof Cast Iron Bushings

- ◆ Explosion protection to
 - CENELEC
 - IEC
 - NEC
- ◆ Can be used in
 - Zone 1 and Zone 2
 - Zone 21 and Zone 22
 - Class I, Zone 1 and Zone 2
 - Class I, Division 2, Groups A, B, C, D
- ◆ Ex e enclosure, cast iron, powder coated surface.
- ◆ Widely used for connection in steel pipe wiring system.



Catalogue number logic



Technical data

Explosion-proof cast iron bushings BHC-□□□

Explosion protection

- Gas explosion protection
- Dust explosion protection

⊕ II 2 G Ex e IIC Gb

⊕ II 2 D Ex tb IIIC Db IP66

Certificates

LCIE 06 ATEX 6017; IECEx LCI 08.0004; RU C-CN.ГБ08.B.00927(CU-TR)

Conformity to standards

EN 60079-0, EN 60079-7, EN 60079-31
IEC 60079-0, IEC 60079-7, IEC 60079-31

Enclosure material

Cast iron, powder coated surface.

Enclosure colour

Window grey (RAL7040)

Degree of protection

IP66

Ambient temperature

-60°C~+100°C

Type

A, B, C, D, E, F, G, H

Connection thread

1. Metric thread is standard type; G thread or NPT thread is optional.
2. Metric threads are 1.5mm pitch as standard, others thread pitch can be customized, please specify when ordering.

Note: M75, M90, M115 equivalent G thread and NPT thread can be customized.



Zones 1&2; 21&22

Accessories for Installation

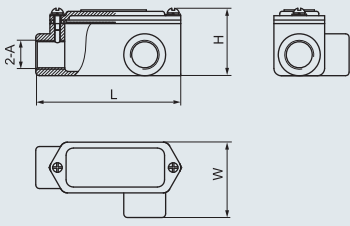
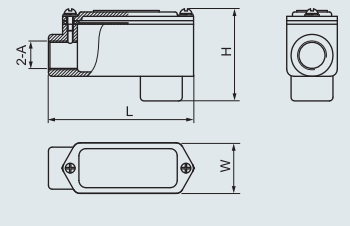
BHC Series Explosion-proof Cast Iron Bushings

Selection table

Version	Female thread "A"			Dimensions (mm)			Ordering code	Weight (kg)
	Metric	NPT	G	W	H	L		
 <p>Type A</p>	M20	1/2"	1/2"	35	45	110	702001	0.55
	M25	3/4"	3/4"	38	49	118	702002	0.65
	M32	1"	1"	45	55	145	702003	0.85
	M40	1 1/4"	1 1/4"	54	65	170	702004	1.25
	M50	1 1/2"	1 1/2"	60	71	176	702005	1.50
	M63	2"	2"	72	83	204	702006	2.65
 <p>Type B</p>	M20	1/2"	1/2"	52	45	110	702007	0.60
	M25	3/4"	3/4"	55	49	118	702008	0.75
	M32	1"	1"	63.5	54	145	702009	1.00
	M40	1 1/4"	1 1/4"	71	65	170	702010	1.30
	M50	1 1/2"	1 1/2"	80	71	176	702011	1.60
	M63	2"	2"	93.5	83	204	702012	2.85
 <p>Type C</p>	M20	1/2"	1/2"	69	45	110	702013	0.65
	M25	3/4"	3/4"	72	49	118	702014	0.80
	M32	1"	1"	80	54	145	702015	1.15
	M40	1 1/4"	1 1/4"	88	65	170	702016	1.40
	M50	1 1/2"	1 1/2"	100	71	176	702017	1.70
	M63	2"	2"	115	83	204	702018	2.80
 <p>Type D</p>	M20	1/2"	1/2"	52	45	101	702019	0.55
	M25	3/4"	3/4"	55	49	108	702020	0.75
	M32	1"	1"	63	54	135	702021	0.85
	M40	1 1/4"	1 1/4"	71	65	162	702022	1.25
	M50	1 1/2"	1 1/2"	80	71	165	702023	1.55
	M63	2"	2"	93.5	83	194	702024	3.00

Accessories for Installation

BHC Series Explosion-proof Cast Iron Bushings

Selection table								
Version	Female thread "A"			Dimensions (mm)			Ordering code	Weight (kg)
	Metric	NPT	G	W	H	L		
 Type E	M20	1/2"	1/2"	52	45	101	702025	0.55
	M25	3/4"	3/4"	55	49	108	702026	0.75
	M32	1"	1"	63	54	135	702027	0.90
	M40	1 1/4"	1 1/4"	71	65	162	702028	1.25
	M50	1 1/2"	1 1/2"	80	71	165	702029	1.65
	M63	2"	2"	93.5	83	194	702030	2.50
 Type F	M20	1/2"	1/2"	35	62	101	702031	0.55
	M25	3/4"	3/4"	38	66	108	702032	0.65
	M32	1"	1"	46	71	135	702033	0.95
	M40	1 1/4"	1 1/4"	54	82	162	702034	1.25
	M50	1 1/2"	1 1/2"	60	91	165	702035	1.55
	M63	2"	2"	72	104	194	702036	2.85
 Type G	M20	1/2"	1/2"	35	62	110	702037	0.55
	M25	3/4"	3/4"	38	66	118	702038	0.70
	M32	1"	1"	46	71	145	702039	0.95
	M40	1 1/4"	1 1/4"	54	82	170	702040	1.25
	M50	1 1/2"	1 1/2"	60	91	176	702041	1.25
	M63	2"	2"	72	104	204	702042	2.75
 Type H	M20	1/2"	1/2"	30	51	84	702043	0.30
	M25	3/4"	3/4"	35	53	89	702044	0.30
	M32	1"	1"	41	64	108	702045	0.45
	M40	1 1/4"	1 1/4"	51	69	116	702046	0.65
	M50	1 1/2"	1 1/2"	57	76	130	702047	0.80
	M63	2"	2"	70	95	168	702048	1.55