



- ◆ Explosion protection to
 - CENELEC
 - IEC
 - NEC
- ◆ Can be used in
 - Zone 1 and Zone 2
 - Zone 21 and Zone 22
 - Class I, Zone 1 and Zone 2
 - Class I, Division 1, Groups A , B, C, D
 - Class I, Division 2, Groups A , B, C, D

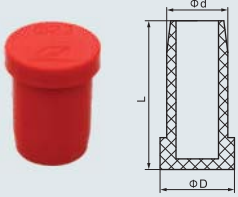
- ◆ Accessories for cable gland include stopping rod, stopping plug, shroud, earth lug, etc., meeting requirements of connection between enclosure and cable gland.
- ◆ For example, the DQM-I Ex e stopping is used for DQM-I Ex e cable gland to plug up Ex e enclosure.
- ◆ Ex e stopping plug in plastic is used to plug up cable entries on Ex e enclosure.
- ◆ Ex d stopping plug in aluminium alloy and metal is used to plug up cable entries on Ex d enclosure.
- ◆ The shroud protects cable gland against damage.
- ◆ The earth lug between cable gland and enclosure is used for earth connection.



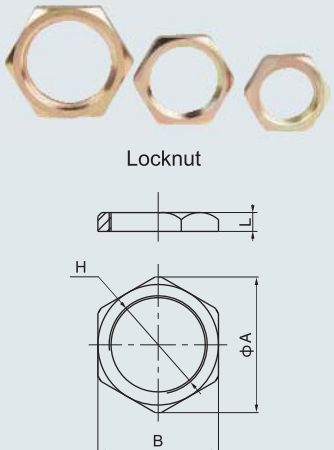
Zones 1&2; 21&22

Accessories

Selection table of DQM-I Ex e stopping rod

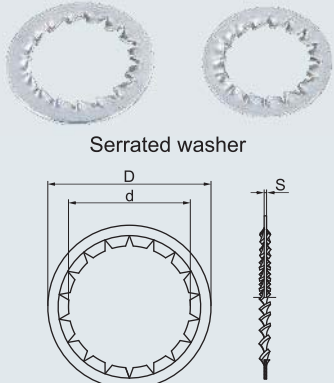
Version	Specification	Dimensions (mm)			Ordering code	Weight (kg)
		L	D	d		
 <p>DQM-I Ex e stopping rod</p>	Φ 8 (for M16 x 1.5, M20 x 1.5)	24	10	7.5	713001	0.05
	Φ 12 (for M25 x 1.5, M32 x 1.5)	28	13	11.5	713002	0.05
	Φ 23 (for M40 x 1.5)	34	27	23	713003	0.05
	Φ 32 (for M50 x 1.5, M63 x 1.5)	34	35	32	713004	0.05
Material: Plastic Ambient temperature: -40°C~+55°C Function: Suitable for DQM-I Ex e unarmored cable gland (see P7/16).						

Selection table of locknut

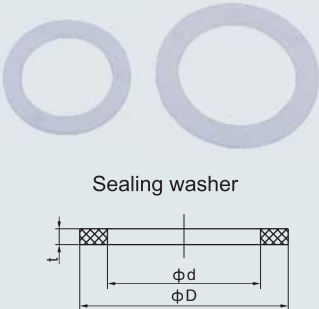
Version	Entry thread "H"			Dimensions (mm)			Ordering code	Weight (kg)
	Metric	NPT	G	A	B	L		
 <p>Locknut</p>	M16	-	-	22	19	3.5	714001	0.003
	M20	1/2"	1/2"	27	24	3	714002	0.005
	M25	3/4"	3/4"	36	32	4	714003	0.012
	M32	1"	1"	42	38	5	714004	0.017
	M40	1 1/4"	1 1/4"	51	46	6	714005	0.026
	M50	1 1/2"	1 1/2"	60	55	6	714006	0.028
	M63	2"	2"	75	70	6	714007	0.055
	M75	2 1/2"	2 1/2"	90	85	6	714008	0.078
	M90	3"	3"	105	100	8	714009	0.146
	M115	4"	4"	130	125	8	714010	0.255
Material: Galvanized carbon steel, nickel plated brass or stainless steel. Function: Secures a cable gland in position at the equipment. Note: 1. Metric thread is standard type; G thread or NPT thread is optional. Please specify material when ordering. The above weight is based upon carbon steel. 2. Metric threads are 1.5mm pitch as standard, others thread pitch can be customized, please specify when ordering.								



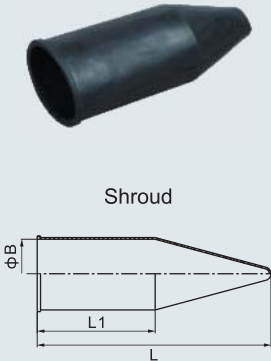
Selection table of serrated washer

Version	Specification	Dimensions (mm)			Ordering code	Weight (kg)
		D	d	s		
 <p>Serrated washer</p>	For M20 x 1.5	33	21	1.5	715001	0.005
	For M25 x 1.5	37	27.5	1.5	715002	0.006
	For M32 x 1.5	45.5	34	1.5	715003	0.008
	For M40 x 1.5	55	42.5	1.5	715004	0.010
	For M50 x 1.5	64.5	50.5	1.5	715005	0.014
	For M63 x 1.5	78	63.5	1.5	715006	0.024
	For M75 x 1.5	92.5	75.5	1.5	715007	0.033
Material: Stainless steel Function: For use on cable gland entry threads.						

Selection table of sealing washer

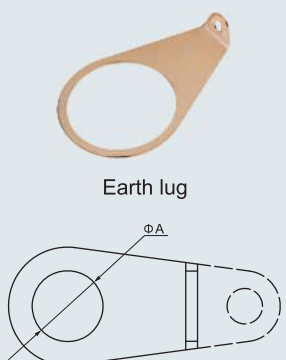
Version	Specification	Dimensions (mm)			Ordering code	Weight (kg)
		D	d	t		
 <p>Sealing washer</p>	For M20 x 1.5	28.5	20.5	1.5	716001	0.0010
	For M25 x 1.5	36.5	25.5	1.5	716002	0.0018
	For M32 x 1.5	42.5	32.5	1.5	716003	0.0019
	For M40 x 1.5	50.5	40.5	1.5	716004	0.0025
	For M50 x 1.5	61.5	50.5	1.5	716005	0.0031
	For M63 x 1.5	76	63.5	1.5	716006	0.0045
	For M75 x 1.5	87.5	75.5	1.5	716007	0.0051
	For M90 x 1.5	115	90.5	1.5	716008	0.0130
	For M115 x 1.5	135	115.5	1.5	716009	0.0122
Material: Teflon (PTFE) Function: For use on cable gland entry threads.						

Selection table of shroud


Version	Size Code	Dimensions (mm)			For						Ordering code	Weight (kg)
					DQM-I		DQM-II		DQM-III			
		B	L	L1	Metal Unarmored	Metal Armored	Unarmored Single Seal	Armored Dual seal	Unarmored Compound Barrier	Armored Compound Barrier		
 <p>Shroud</p>	A	27	168	120	-	-	-	M20A/M20B	M20S/M20	M20A/M20B	717001	0.015
	B	28	103	55	M20	M20A/M20B	-	-	-	-	717002	0.014
	C	33	116	55	M25	M20C/M25A/M25B	M20	-	-	-	717003	0.019
	D	36	185	120	-	-	-	M20C/M25A/M25B	M25	M20C/M25A/M25B	717004	0.027
	E	41	189	120	M32	M25C/M32A/M32B	M25	M25C/M32A/M32B	M32	M25C/M32A/M32B	717005	0.030
	F	42	139	65	-	-	M32	-	-	-	717006	0.027
	G	50	225	140	M40	M32C/M40A/M40B	M40	M32C/M40A/M40B	M40S/M40	M32C/M40A/M40B	717007	0.043
	H	60	253	150	M50	M40C/M50A/M50B	M50	M40C/M50A/M50B	-	M40C/M50A/M50B	717008	0.073
	I	68	253	150	M63	-	-	-	M50S/M50	-	717009	0.095
	J	75	286	155	M75	M50C/M63A/M63B	M63	M50C/M63A/M63B	M63	M50C/M63A/M63B	717010	0.100
	K	90	320	175	-	M63C/M75A/M75B	-	M63C/M75A/M75B	M75	M63C/M75A/M75B	717011	0.165
	L	105	358	185	-	M75C	M75	M75C	-	M75C	717012	0.185
	M	115	407	200	-	M90	M90	M90	M90	M90	717013	0.235
	N	130	407	200	-	M115	-	M115	M115	M115	717014	0.359
	O	140	436	210	-	-	M115	-	-	-	717015	0.414
Material: silicone rubber (VMQ) Function: For fitting over cable glands when additional environmental and corrosion protection is required.												

Accessories


Selection table of earth lug

Version	Specification (ΦA ,mm)	Rated short circuit current per second (kA)	Ordering code	Weight(kg)
 <p>Earth lug</p>	20	3.0	718001	0.05
	25	4.0	718002	0.05
	32	5.4	718003	0.05
	40	7.2	718004	0.05
	50	10.4	718005	0.10
	63	10.4	718006	0.10
	75	10.4	718007	0.15
	90	10.4	718008	0.20
	115	10.4	718009	0.30
Material: Brass Function: Earth connection.				

Selection table of BPS(H) explosion-proof drain plug (Breather)


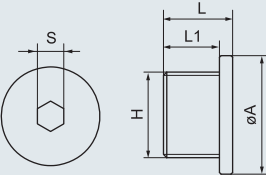

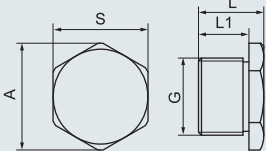



	Explosion protection	⊕ II 2 G Ex d IIC Gb
	Certificates	DNV 13 ATEX 2631U; IECEx CQM 13.0035U
	Conformity to standards	EN 60079-0, EN 60079-1 IEC 60079-0, IEC 60079-1
	Material	SS316
	Thread specification	M20×1.5
	Ambient temperature	-60°C~+150°C

Selection table of stopping plug (Ex e, plastic)







Version	Specification	Dimensions(mm)			Ordering code	Weight(kg)
		M	L1	L2		
 <p>Ex e stopping plug in plastic</p>	M16 x 1.5	M16 x 1.5	19	15	719001	0.003
				25	719002	
	M20 x 1.5	M20 x 1.5	24	15	719003	0.005
				25	719004	
	M25 x 1.5	M25 x 1.5	29	15	719005	0.005
				25	719006	
	M32 x 1.5	M32 x 1.5	41	15	719007	0.008
				25	719008	
	M40 x 1.5	M40 x 1.5	50	15	719009	0.011
				25	719010	
	M50 x 1.5	M50 x 1.5	57	15	719011	0.022
				25	719012	
	M63 x 1.5	M63 x 1.5	70	15	719013	0.040
				25	719014	
Explosion protection: ⊕ II 2 G Ex e IIC Gb ⊕ II 2 D Ex tb IIIC Db IP66 Certificate: ATEX and IECEx (applied for); Degree of protection IP66 Ambient temperature -40°C ~ +70°C Material: PA66 (Polyamide) Function: To be used at spare entries of explosion-proof equipment; made of plastic; corrosion-proof and waterproof; Metric thread is standard type. Supplied with seal gasket. Note: Shall be used together with locknut.						



Selection table of BPT stopping plug (Ex d Ex e)

Version		BPT stopping plug (copper-free aluminium)								
 <p>BPT Ex stopping plug</p> 	Entry thread "H"			Dimensions(mm)				Ordering code	Weight (kg)	
	Metric	NPT	G	A	S	L	L1			
		M20	1/2"	1/2"	30	8	22	17	720001	0.05
		M25	3/4"	3/4"	36	8	21	17	720002	0.05
		M32	1"	1"	45	10	26	20	720003	0.05
		M40	1 1/4"	1 1/4"	54	10	26	20	720004	0.05
		M50	1 1/2"	1 1/2"	62	10	26	20	720005	0.10
		M63	2"	2"	77	10	26	20	720006	0.16
BPT stopping plug (galvanized carbon steel, nickel plated brass or stainless steel)										
 <p>BPT Ex stopping plug</p> 	Entry thread "H"			Dimensions(mm)				Ordering code	Weight (kg)	
	Metric	NPT	G	A	S	L	L1			
		M20	1/2"	1/2"	30	27	22	17	720007	0.05
		M25	3/4"	3/4"	36	32	22	17	720008	0.07
		M32	1"	1"	42	38	26	20	720009	0.15
		M40	1 1/4"	1 1/4"	52	47	26	20	720010	0.17
		M50	1 1/2"	1 1/2"	60	55	26	20	720011	0.26
		M63	2"	2"	70	66	30	22	720012	0.47
		M75	2 1/2"	2 1/2"	88	83	30	22	720013	0.66
		M90	3"	3"	100	95	32	24	720014	0.90
	M115	4"	4"	127	122	32	24	720015	1.15	
<p>Explosion protection:  II 2 G Ex db IIC Gb  II 2 G Ex e IIC Gb  II 2 D Ex tb IIIC Db IP66</p> <p>Certificate: LCIE 09 ATEX 3040U; IECEx LCIE 15.0070U; RU C-CN.ГБ08.B.00927(CU-TR)</p> <p>Degree of protection: IP66</p> <p>Ambient temperature: -60°C ~ +100°C</p> <p>Material: Copper-free aluminium, galvanized carbon steel, nickel plated brass or stainless steel.</p> <p>Function: Metric thread is standard type; G thread or NPT thread is optional. To be used at spare entries of explosion-proof equipment; corrosion-proof and waterproof; supplied with seal gasket (not applicable for NPT thread).</p> <p>Note: 1. Please specify material when ordering. The above weight is based upon nickel plated brass. 2. Metric threads are 1.5mm pitch as standard, others thread pitch can be customized, please specify when ordering.</p>										

Accessories

Description of MCCB and MCB rotary actuator with padlock					
Version	Description	Ordering code	Version	Description	Ordering code
	MCCB rotary actuator, metal material, with padlock, suitable for the locking bar outer diameter of $\Phi 6$ - $\Phi 8$.	721001		MCB rotary actuator, metal material, with padlock, suitable for the locking bar outer diameter of $\Phi 3$ - $\Phi 4.5$.	721004
	MCCB rotary actuator, plastic material, with padlock, suitable for the locking bar outer diameter of $\Phi 5.5$ - $\Phi 8$.	721002		MCB rotary actuator, plastic material, with padlock, suitable for the locking bar outer diameter of $\Phi 3$ - $\Phi 6.5$.	721005
	The product is provided with padlock, suitable for MCCB rotary actuator, the outer diameter of locking bar is $\Phi 6$.	721003		The product is provided with padlock, suitable for MCB rotary actuator, the outer diameter of locking bar is $\Phi 4$.	721006

Note: The conventional color of Padlock is red, other other colors can be customized, please specify when ordering.