

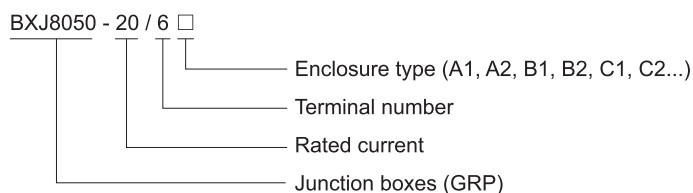
Terminal Boxes

BXJ8050-20/6 Series Junction Boxes



- ◆ Explosion protection to
 - CENELEC
 - IEC
 - NEC
- ◆ Can be used in
 - Zone 1 and Zone 2
 - Zone 21 and Zone 22
 - Class I, Zone 1 and Zone 2
 - Class I, Division 2, Groups A, B, C, D
- ◆ GRP (glass fibre-reinforced polyester resin) enclosure.

■ Catalogue number logic



Technical data

Junction boxes BXJ8050-20/6 □

Explosion protection

Gas explosion protection

⊕ II 2 G Ex e II T6

Dust explosion protection

Ex tD A21 T80°C IP65

Certificates

For gas explosion protection

PTB 06 ATEX 1013; IECEx CQM 07.0013

For dust explosion protection

PCEC (China)

Conformity to standards

EN 50014, EN 50019

IEC 60079-0, IEC 60079-7, IEC 61241-0, IEC 61241-1

Enclosure material

GRP (glass fibre-reinforced polyester resin)

Terminal

6 stud terminals

Cross section of cable

0.2~4mm²

Exposed fastener

Stainless steel

Rated voltage

Max. 500V AC

Rated current

20A

Degree of protection

IP65

Ambient temperature

-20°C~+55°C

Cable entries



















Standard, see Selection table

Zones 1&2; 21&22


Terminal Boxes

BXJ8050-20/6 Series Junction Boxes

Selection table

Type/Ordering code	Schematic diagram	Cable gland	Weight (kg)
BXJ8050-20/6A1	A1 	1 x M20 x 1.5 DQM-I (plastic)	0.65
BXJ8050-20/6A2	A2 	1 x M25 x 1.5 DQM-I (plastic)	
BXJ8050-20/6B1	B1 	2 x M20 x 1.5 DQM-I (plastic) 1 stopping rod	0.70
BXJ8050-20/6B2	B2 	2 x M25 x 1.5 DQM-I (plastic) 1 stopping rod	
BXJ8050-20/6C1	C1 	3 x M20 x 1.5 DQM-I (plastic) 2 stopping rods	0.70
BXJ8050-20/6C2	C2 	3 x M25 x 1.5 DQM-I (plastic) 2 stopping rods	
BXJ8050-20/6D1	D1 	4 x M20 x 1.5 DQM-I (plastic) 3 stopping rods	0.75
BXJ8050-20/6D2	D2 	4 x M25 x 1.5 DQM-I (plastic) 3 stopping rods	
BXJ8050-20/6E1	E1 	2 x M20 x 1.5 DQM-I (plastic) 1 stopping rod	0.70
BXJ8050-20/6E2	E2 	2 x M25 x 1.5 DQM-I (plastic) 1 stopping rod	
BXJ8050-20/6F1	F1 	4 x M20 x 1.5 DQM-I (plastic) 3 stopping rods	0.75
BXJ8050-20/6F2	F2 	4 x M25 x 1.5 DQM-I (plastic) 3 stopping rods	
BXJ8050-20/6G1	G1 	5 x M20 x 1.5 DQM-I (plastic) 4 stopping rods	0.75
BXJ8050-20/6G2	G2 	5 x M25 x 1.5 DQM-I (plastic) 4 stopping rods	
BXJ8050-20/6H1	H1 	6 x M20 x 1.5 DQM-I (plastic) 5 stopping rods	0.75
BXJ8050-20/6H2	H2 	6 x M25 x 1.5 DQM-I (plastic) 5 stopping rods	
BXJ8050-20/6I1	I1 	7 x M20 x 1.5 DQM-I (plastic) 6 stopping rods	0.80
BXJ8050-20/6I2	I2 	7 x M25 x 1.5 DQM-I (plastic) 6 stopping rods	

Terminals

Description	Illustration	Max. Current	Ordering code	Weight (kg)
Stud terminal		20A	30010	0.15

Dimension drawings (all dimensions in mm) - subject to alteration

