

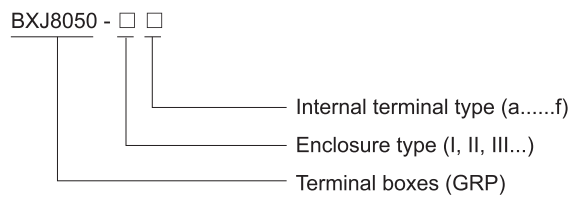
Terminal Boxes

BXJ8050 Series Terminal Boxes



- ◆ Explosion protection to
 - CENELEC
 - IEC
 - NEC
- ◆ Can be used in
 - Zone 0, Zone 1 and Zone 2
 - Zone 21 and Zone 22
 - Class I, Zone 1 and Zone 2
 - Class I, Division 2, Groups A , B, C, D
- ◆ GRP (glass fibre-reinforced polyester resin) enclosure.
- ◆ International brand of explosion-proof terminal.

■ Catalogue number logic



Zones 0&1&2; 21&22


Terminal Boxes

BXJ8050 Series Terminal Boxes

Technical data																						
Terminal boxes (Ex e IIC Ex ia IIC) BXJ8050-□□																						
Explosion protection	<p>Gas explosion protection Ex II 2 G Ex e IIC T6 or T5 Gb Ex II 1 G Ex ia IIC T6 Ga</p> <p>Dust explosion protection Ex II 2 D Ex tb IIIC T80°C Db IP66</p>																					
Certificates	LCIE 13 ATEX 3036X; IECEx CQM 13.0031X																					
Conformity to standards	EN 60079-0, EN 60079-7, EN 60079-11, EN 60079-31 IEC 60079-0, IEC 60079-7, IEC 60079-11, IEC 60079-31																					
Enclosure material	GRP (glass fibre-reinforced polyester resin)																					
Terminal	International brand of explosion-proof terminal Ex-mark: Ex II 2 GD Ex e II																					
Exposed fastener	Stainless steel																					
Rated voltage	Max. 690V AC																					
Rated current	<table border="1"> <thead> <tr> <th>Cross section</th> <th>2.5mm²</th> <th>4mm²</th> <th>6mm²</th> <th>10mm²</th> <th>16mm²</th> <th>35mm²</th> </tr> </thead> <tbody> <tr> <td>Ex e Rated current</td> <td>24A</td> <td>32A</td> <td>41A</td> <td>57A</td> <td>76A</td> <td>125A</td> </tr> <tr> <td>Ex ia Rated current</td> <td>-</td> <td>5A</td> <td>5A</td> <td>-</td> <td>-</td> <td>-</td> </tr> </tbody> </table>	Cross section	2.5mm ²	4mm ²	6mm ²	10mm ²	16mm ²	35mm ²	Ex e Rated current	24A	32A	41A	57A	76A	125A	Ex ia Rated current	-	5A	5A	-	-	-
Cross section	2.5mm ²	4mm ²	6mm ²	10mm ²	16mm ²	35mm ²																
Ex e Rated current	24A	32A	41A	57A	76A	125A																
Ex ia Rated current	-	5A	5A	-	-	-																
Degree of protection	IP66, IP67 (optional)																					
Ambient temperature	Ex e: T6 for Tamb: -40°C ~ +40°C; T5 for Tamb: -40°C ~ +55°C Ex ia: T6 for Tamb: -40°C ~ +55°C																					
Note	Ex e Rated current > 125A on request.																					

Cable entry table

Table of max. number of possible enclosure entries with cable glands DQM-I

	I		II		III		IV / IVB		V / VB		VI		VII / VIIIB	
	A/B	C/D	A/B	C/D	A/B	C/D	A/B	C/D	A/B	C/D	A/B	C/D	A/B	C/D
M16×1.5	4	4	6	10	10	12	12	18	18	18	7	12	18	36
M20×1.5	2	2	5	8	8	8	10	12	12	12	4	8	12	24
M25×1.5	2	2	2	4	6	6	6	10	10	10	3	4	10	18
M32×1.5	/	/	2	3	2	2	3	5	5	5	2	2	5	8
M40×1.5	/	/	1	2	2	2	2	4	4	2	1	2	4	6
M50×1.5	/	/	/	/	/	/	/	/	/	/	/	/	3	6

Note: 1. No cable entries for standard design. Cable entries shall be drilled by user.

2. For cable entries:

1) Please specify the direction and size of each cable entry.

2) Cable gland is optional, DQM-I (Ex e) is recommended. Please see P7/16.



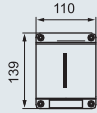
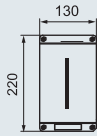
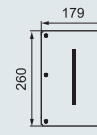
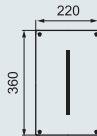
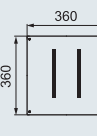


Terminal Boxes

BXJ8050 Series Terminal Boxes

Selection table of BXJ8050 series terminal boxes

Max. cross section of cable connected to terminals is 35mm²

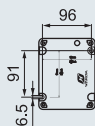
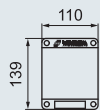
See table for max. number of fitted terminals

Cross section of cable (mm ²)		2.5 (a)	4 (b)	6 (c)	10 (d)	16 (e)	35 (f)	Max. dissipated power (W)	Weight (kg)
Enclosure code/Ordering code	Outline								
I		12	10	8	—	—	—	2.30	0.80
II		25	22	18	—	—	—	6.81	1.30
III		30	28	22	18	15	—	6.50	2.10
IV		44	40	32	25	20	—	14.32	3.25
IVB									4.00
V		88	80	60	50	40	14	28.08	4.15
VB									5.20
VI		25	22	18	14	—	—	7.92	2.00
VII		180	160	130	100	80	30	25.00	14.55
VIIB									16.75

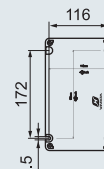
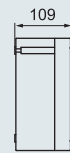
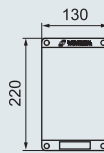


Terminal Boxes BXJ8050 Series Terminal Boxes

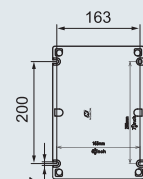
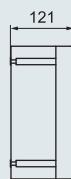
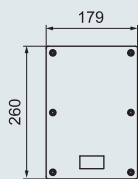
Dimension drawings (all dimensions in mm) - subject to alteration



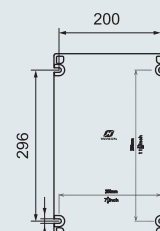
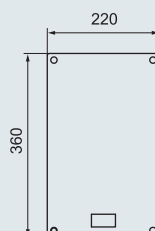
Type I



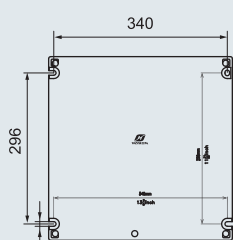
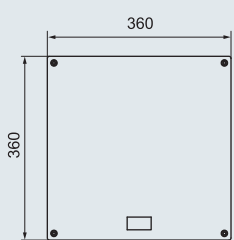
Type II



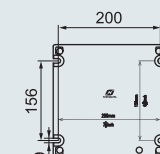
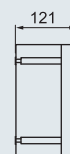
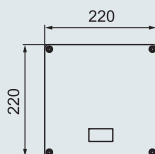
Type III



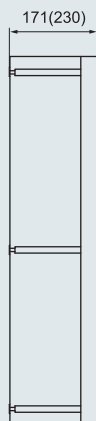
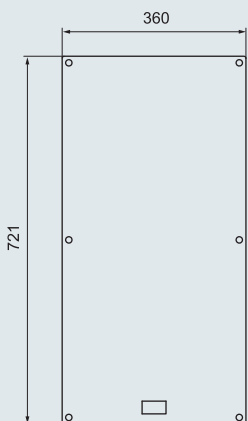
Type IV, IVB



Type V, VB



Type VI



Type VII, VIIB

